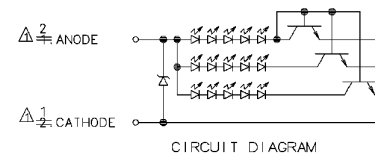
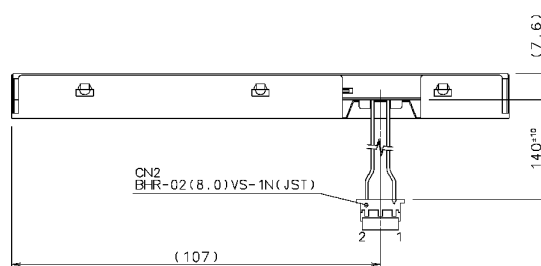
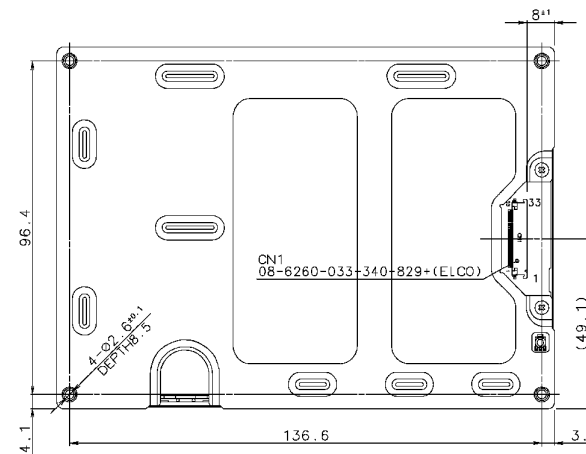
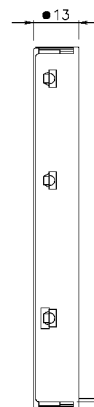
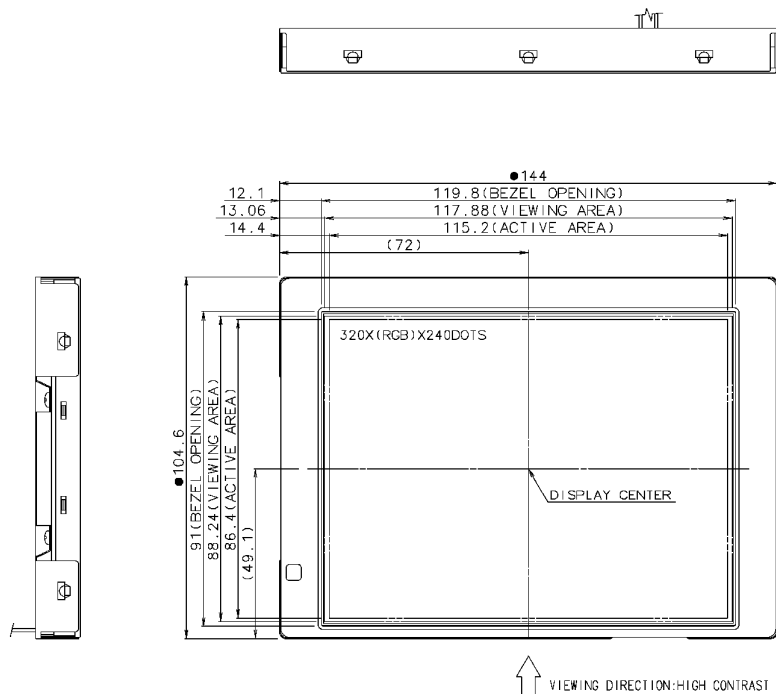


ISSUE	REVISIONS	DRAWN	DATE
△	CHANGED THE PIN ASSIGNMENT OF CN2. (MODEL CODE 355520AA-355520AB)	S. SANO	MAY. 28 '09



PIN ASSIGNMENT

CN1		
No.	SYMBOL	No. SYMBOL
1	GND	12 GND
2	CK	13 G0
3	HSYC	14 G1
4	VSYC	15 G2
5	GND	16 G3
6	R0	17 G4
7	R1	18 G5
8	R2	19 GND
9	R3	20 B0
10	R4	21 B1
11	R5	22 B2
		23 B3
		24 B4
		25 B5
		26 GND
		27 ENAB
		28 VCC(0.3,3V)
		29 VCC(0.3,3V)
		30 R/L
		31 U/D
		32 NC
		33 GND

△CN2		
No.	SYMBOL	CABLE COLOR
2#	ANODE	RED
1#	CATHODE	BLACK

TOLERANCE			
MEASURE	A	B	C
L < 16	±0.1	±0.3	±1
16 < L < 63	±0.2	±0.5	±1.5
63 < L < 250	±0.3	±0.8	±2
250 < L < 500	±0.5	±1.2	±3
500 < L	±0.8	±2	±4
ANGLE	±1°	±5°	±10°

- NOTES
 1. THE DIMENSIONS WITH THE MARK (●) ARE CONTROLLED AS A PARTICULAR CHARACTERISTIC.
 2. TOLERANCE WITHOUT INDICATION: ±0.5

MATERIAL:		FINISH:	
DATE 2009/06/19	THIRD ANGLE PROJECTION	OPTREX CORPORATION	
APPROVED Noboru Wada	SCALE UNIT 1:1 (mm)	TITLE DIMENSIONAL OUTLINE	
CHECKED Yasuo Yamaguchi	DATE F08.23.09	DWG NO(CODE) T-55520AB base	
DRAWN Satoshi Sano	DSCN S. Sano	DWG SIZE A2	DWG REV